



WWW.SESHREDDERS.COM

OUR PRODUCTS

DUAL-SHREDDERS SH-110





DUAL-SHREDDERS SH-110



TECHNICAL SPECIFICATIONS

Drive: Hydraulic

Number of Motors: Two

Power: 2x110KW

Voltage: 380 Volt

Rotors: Dual Rotors

Autochop Feature: Included

Shock Load Protection : Yes
(Multiple Relief)

Cutting Chamber(WxL)*:
1200x1700mm

Machine Length: 6000mm

***Machine Width:** 1500mm

Machine Height: 3200mm

Machine Weight: 17000kg

Hopper Opening: 3200x1700mm

Hopper Height: 1200mm

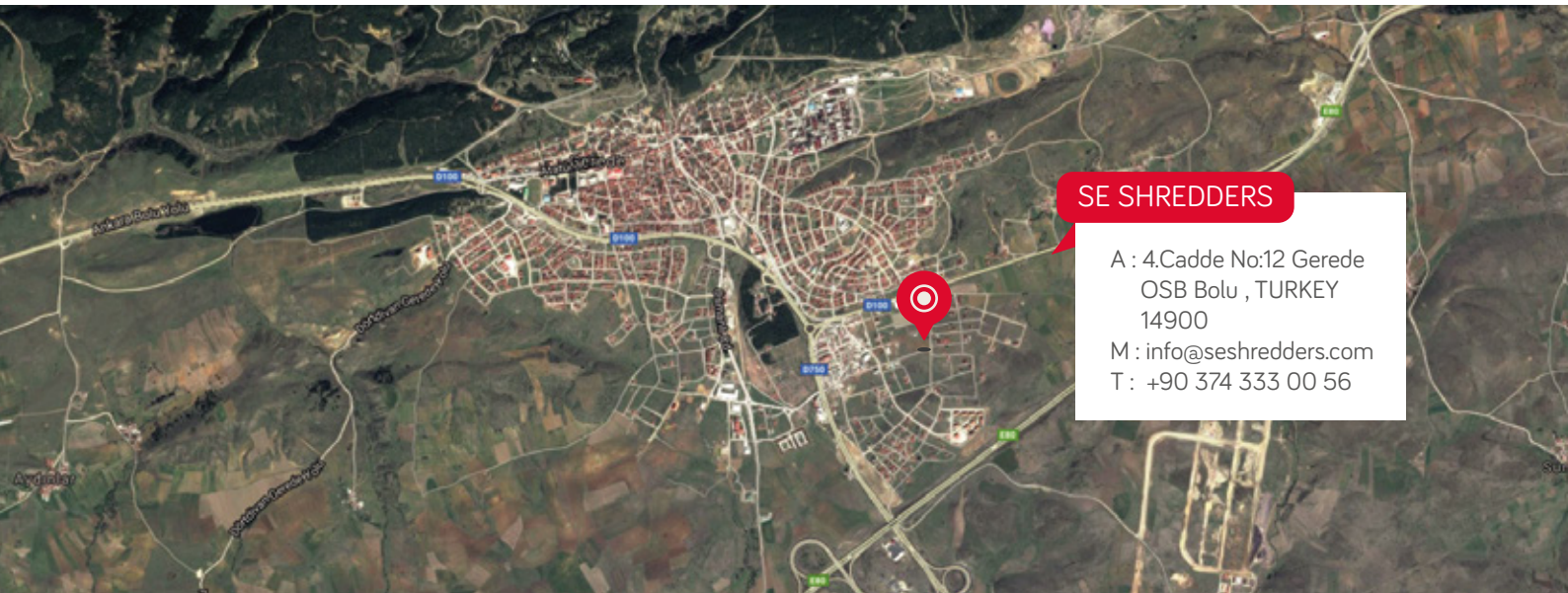
Stand Height: 1200mm

Manufactured for: RDF, SRF, Metal
and Car ,Tire, Tree Stump,

HPU Dimensions: Customer request

HPU Weight: Customer request

Capacity: 15000kg/hr



WWW.SESHREDDERS.COM